


MODUL 6



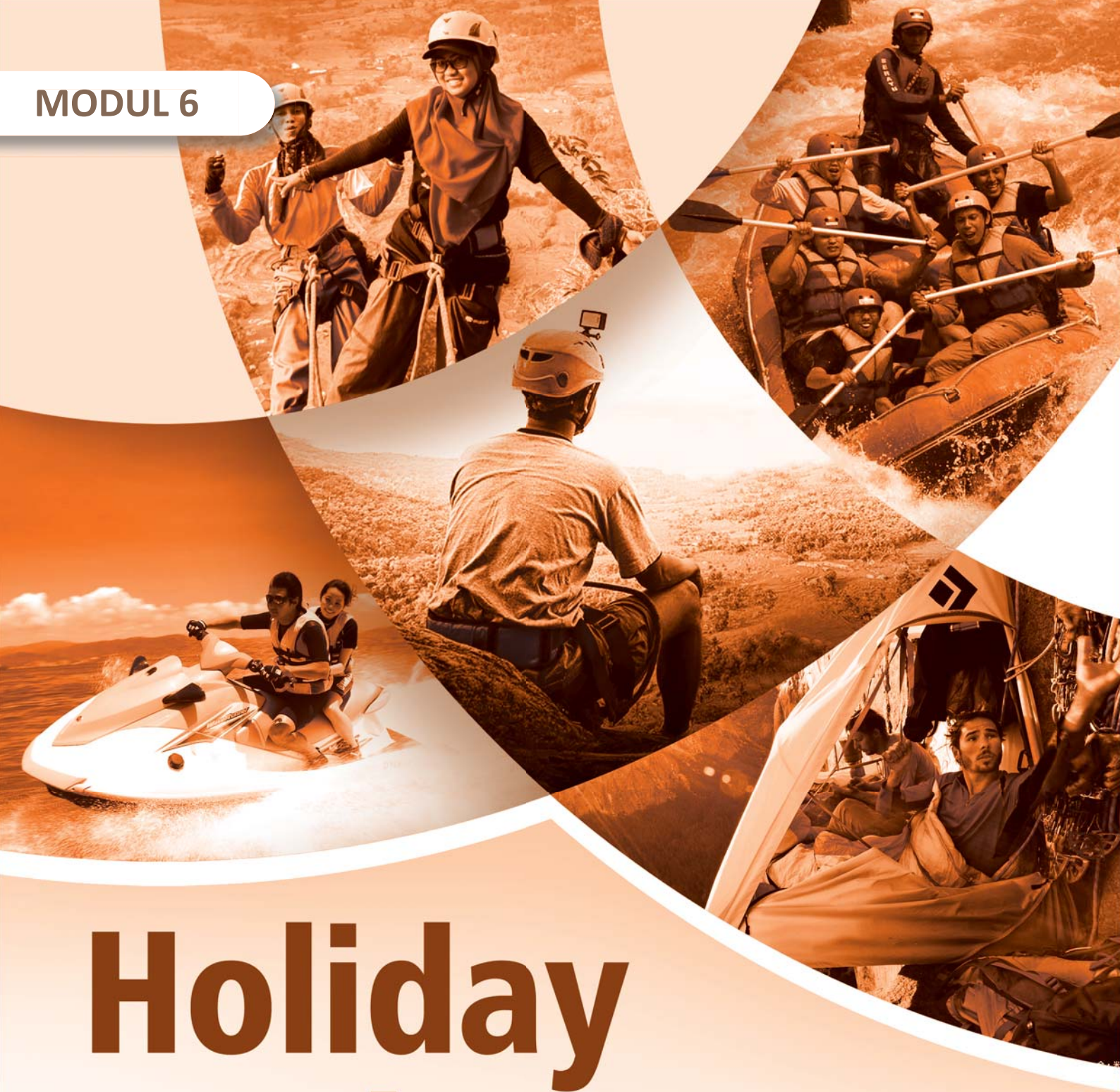
# Holiday Mode On

BAHASA INGGRIS PAKET B SETARA SMP/MTs KELAS VIII



Kementerian Pendidikan dan Kebudayaan  
Direktorat Jenderal Pendidikan Anak Usia Dini dan Pendidikan Masyarakat  
Direktorat Pembinaan Pendidikan Keaksaraan dan Kesetaraan  
Tahun 2018

MODUL 6



# Holiday Mode On

BAHASA INGGRIS PAKET B SETARA SMP/MTs KELAS VIII



Kementerian Pendidikan dan Kebudayaan  
Direktorat Jenderal Pendidikan Anak Usia Dini dan Pendidikan Masyarakat  
Direktorat Pembinaan Pendidikan Keaksaraan dan Kesetaraan  
Tahun 2018

- **Penulis:** Yuniarti
- **Diterbitkan oleh:** Direktorat Pembinaan Pendidikan Keaksaraan dan Kesetaraan-  
Ditjen Pendidikan Anak Usia Dini dan Pendidikan Masyarakat-Kementerian Pendidikan dan  
Kebudayaan, 2018

vi+ 46 hlm + ilustrasi + foto; 21 x 28,5 cm

## Preface

Pendidikan kesetaraan sebagai pendidikan alternatif memberikan layanan kepada masyarakat yang karena kondisi geografis, sosial budaya, ekonomi dan psikologis tidak berkesempatan mengikuti pendidikan dasar dan menengah di jalur pendidikan formal. Kurikulum pendidikan kesetaraan dikembangkan mengacu pada kurikulum 2013 pendidikan dasar dan menengah hasil revisi berdasarkan peraturan Mendikbud No.24 tahun 2016. Proses adaptasi kurikulum 2013 ke dalam kurikulum pendidikan kesetaraan adalah melalui proses kontekstualisasi dan fungsionalisasi dari masing-masing kompetensi dasar, sehingga peserta didik memahami makna dari setiap kompetensi yang dipelajari.

Pembelajaran pendidikan kesetaraan menggunakan prinsip flexible learning sesuai dengan karakteristik peserta didik kesetaraan. Penerapan prinsip pembelajaran tersebut menggunakan sistem pembelajaran modular dimana peserta didik memiliki kebebasan dalam penyelesaian tiap modul yang di sajikan. Konsekuensi dari sistem tersebut adalah perlunya disusun modul pembelajaran pendidikan kesetaraan yang memungkinkan peserta didik untuk belajar dan melakukan evaluasi ketuntasan secara mandiri.

Tahun 2017 Direktorat Pembinaan Pendidikan Keaksaraan dan Kesetaraan, Direktorat Jendral Pendidikan Anak Usia Dini dan Pendidikan Masyarakat mengembangkan modul pembelajaran pendidikan kesetaraan dengan melibatkan pusat kurikulum dan perbukuan kemdikbud, para akademisi, pamong belajar, guru dan tutor pendidikan kesetaraan. Modul pendidikan kesetaraan disediakan mulai paket A tingkat kompetensi 2 (kelas 4 Paket A). Sedangkan untuk peserta didik Paket A usia sekolah, modul tingkat kompetensi 1 (Paket A setara SD kelas 1-3) menggunakan buku pelajaran Sekolah Dasar kelas 1-3, karena mereka masih memerlukan banyak bimbingan guru/tutor dan belum bisa belajar secara mandiri.

Kami mengucapkan terimakasih atas partisipasi dari Pusat Kurikulum dan Perbukuan Kemdikbud, para akademisi, pamong belajar, guru, tutor pendidikan kesetaraan dan semua pihak yang telah berpartisipasi dalam penyusunan modul ini.

Jakarta, Desember 2018  
Direktur Jenderal

Harris Iskandar

**Modul Dinamis:** Modul ini merupakan salah satu contoh bahan ajar pendidikan kesetaraan yang berbasis pada kompetensi inti dan kompetensi dasar dan didesain sesuai kurikulum 2013. Sehingga modul ini merupakan dokumen yang bersifat dinamis dan terbuka lebar sesuai dengan kebutuhan dan kondisi daerah masing-masing, namun merujuk pada tercapainya standar kompetensi dasar.

# Contents

Preface ..... lii  
 Daftar Isi ..... lv

**Modul 6 Holiday Mode On!** ..... v  
 How To Use This Module? ..... v

**Unit 1 Let's Go To The Beach** ..... 1  
 Learning Activities ..... 2

**Unit 2 Come And Join Us** ..... 15  
 Learning Activities ..... 16

Grammar Zone ..... 23  
 Summary ..... 24  
 Evaluation ..... 25  
 Completeness Criteria ..... 29  
 Additional Resources ..... 29  
 Rubrik Penilaian ..... 30  
 Catatan Penskoran: ..... 31  
 Daftar Pustaka ..... 44

# HOLIDAY MODE ON!

## GUIDELINE



### How to use this module?

There are several steps in using this module!

L Guideline	<p><b>Step 1</b> Read the guideline! Guideline is a general explanation how to use the module on each step. (Petunjuk penggunaan adalah penjelasan umum bagaimana menggunakan modul ini di setiap langkahnya)</p>
O Learning Outcomes	<p><b>Step 2</b> Read the learning outcomes! Learning outcomes are the outcomes that learner should accomplish. (Tujuan atau capaian pembelajaran yang harus dipenuhi oleh peserta didik)</p>
A Learning Activities	<p><b>Step 3</b> Do the learning activities! Learning activities are various activities to help a learner to develop the language skills. (Kegiatan pembelajaran yang membantu peserta didik mengembangkan ketrampilan berbahasa).</p>
S Summary	<p><b>Step 4</b> Read the summary! Summary is a brief explanation to remind the learner about the previous material. (Rangkuman merupakan penjelasan singkat untuk mengingatkan kembali peserta didik tentang isi materi).</p>




G	<b>Step 5</b> <b>Grammar Zone!</b> In this session, you will find about grammar related to the content of unit. Please pay fully attention! (Pada bagian ini, Anda akan menemukan tentang grammar yang sesuai dengan isi materi pada unit tersebut). Harap perhatikan dengan seksama!
E	<b>Evaluation!</b> Evaluation is certain short test to make sure whether the learners mastering the lesson very well. (Evaluasi adalah beberapa soal pendek yang diberikan untuk memastikan bahwa peserta didik telah menguasai materi dengan baik).
C Completeness Criteria	<b>Step 6</b> Set the completeness criteria! Completeness Criteria is several criteria that a learner should complete. A learner has to finish this module first before continuing to the next module. (Kriteria ketuntasan adalah beberapa kriteria yang harus dipenuhi oleh peserta didik .Anda harus menyelesaikan modul ini terlebih dahulu sebelum melanjutkan ke modul selanjutnya).
R Additional References	<b>Step 7</b> Pay attention to this! Additional references to enrich materials in order to develop language skill. (Referensi atau sumber belajar lain yang dapat digunakan peserta didik untuk menambah kemampuan berbahasanya.)

**NOTE:** Use the **DICTIONARY** when it is necessary.

(Gunakan kamus apabila diperlukan).

# UNIT 1

# LET'S GO TO THE BEACH



source: clipart-library.com

<b>Comprehending the responses of:</b> Giving instructions Asking Prohibiting
<b>Practice to construct responses of:</b> Giving instructions Asking Prohibiting
<b>Character building:</b> Politeness, confidence, collaboration, communicative

# LEARNING ACTIVITIES

## A. Activity 1: Giving Instruction and the Response



Lead-in  
Have you ever heard instructions?

### 1. Read and Learn!

<p>Sources: vectorstock.com</p>	<p><b>In the beach</b> Lia : Robby, take me the bucket! Robby : Here, you are! Lia : Thanks, Robby. Robby : You're welcome!</p>
<p>Sources: 123rf.com</p>	<p><b>In the cafeteria near the beach</b> Donni : Lusi, sit down please! Lusi : No, thanks! I just want to take away a cup of iced tea Donni : Oh, okay. See you! Lusi : See you!</p>

### 2. Read and Learn!

Now, answer the questions based on the conversations above!

#### a. Conversation 1

- 1) Who are in the conversation? ... and ...
- 2) Where are they? ...
- 3) What are they doing? ...
- 4) Who ask to get the bucket?...
- 5) Did the partner do the instruction? ...

#### b. Conversation 2

- 6) Who are in the conversation? ... and ...
- 7) Where are they? ...
- 8) What does Donni ask Lusi to do?...
- 9) Does Lusi agree?...
- 10) What does actually Lusi want to do? ...

### 3. Observe!

<p>Source: istockphoto.com</p>	<p>Source: canstockphoto.com</p>
<p>Source: clipartmag.com</p>	<p>Source: learningenglishkids.britishcouncil.org</p>

#### 4. Pay Attention

##### Giving and Responding to Instruction

If you want to give an instruction and how to respond, you can follow the following expressions:

Giving Instruction	Responses
<ul style="list-style-type: none"> <li>• Open the door, please</li> <li>• Clean the table, please</li> <li>• Tidy your room, now!</li> <li>• Throw the garbage into the trash can.</li> <li>• Be careful</li> <li>• Be quiet</li> </ul>	<ul style="list-style-type: none"> <li>• Ok</li> <li>• Sure</li> <li>• I will</li> <li>• Alright</li> <li>• No problem</li> <li>• No thanks</li> </ul>

#### 5. Giving an instruction

Arranging these sentences into a good order!

##### Safety on the Beach



Source: <https://travelspromo.com>

- After finished, it's better for you and your children to take a shower with clean water.
- Check the depth of the sea water before come into the water.
- First, when you come to the beach, make sure that the sea and its beach is clean.
- Always watch out your children when they are playing on the beach.
- Make sure that you and your children are able to swim when you want to jump into the sea water.

The best order of the instructions of safety on the beach are:

- .....  
.....
- .....  
.....
- .....  
.....
- .....  
.....
- .....  
.....

#### 6. Vocabularies

Take	Ambil	Bucket	Ember
Open	Buka	garbage	Sampah
Throw	Buang/lempar	Sea	Laut
Tidy	Merapihkan	Beach	Pantai
Clean	Membersihkan	Room	Kamar
Jump	Melompat	Safety	Keamanan
Take a shower	Mandi	Trash can	Tempat sampah

#### 7. Exercise

Fill in the blanks with the correct words!

come put buy close open boil take turn right give wash

- ... your book and do the exercises.
- ... the dirty plates and glasses in the sink.
- ... .. on the junction. Then you will find the post office.
- Rudi, please ... coconut oil in Betamart.
- Your father wants to make a cup of coffee. ... the water first.

- f. ... here. I have something for you.
- g. Look at that cat. It is hungry. ... it some food.
- h. ... the coconut for me please.
- i. ... your hand on the tap water.
- j. ... your eyes. I have a surprise for you.

**8. Task to do!**

Read the following situation. Then write the instructions based on the situation.

- a. The gasoline of your father's boat is empty. He asks you to buy the gasoline to the nearest gas station.

.....  
 .....

- b. Your mother has a small cafeteria on the beach. She's frying bananas for her guests. Suddenly the stove run out the gas. She asks you to replace it.

.....  
 .....

- c. The lamp on your kitchen is off. Your mother asks you to replace it with the new one.

.....  
 .....

**B. Activity 2: Asking to do something and the responses**



**Lead-in**  
 Have you ever asked someone to do something?

**1. Read and Learn**



Source: yogadeagar.deviantart.com

**Darma : Would you like to go the beach next Sunday?**  
**Putra : It's sound interesting.**  
**Darma : So, will you join me?**  
**Putra : Yes of course**

**2. Answer the Questions!**

- a. Who are in the dialogue? ... and ...
- b. Who ask to go to the beach? ...
- c. Does his friend agree?...

**3. Complete the dialogues with the expressions in the box!**

- My boat is broken. I'll fix it. Would you like to help me fix the boat?
- Ok. Thanks Lukman.
- Lukman, are you free this afternoon?

Sardi : \_\_\_\_\_  
 Lukman : Yes, I have no plan to do this afternoon. What's going on?  
 Sardi : \_\_\_\_\_  
 Lukman : Yes, of course. I'll come to your place this afternoon.  
 Sardi : \_\_\_\_\_  
 Lukman : You're welcome.

**4. Pay Attention**

When you asked someone to do something, you can use the following expression:





Asking to do something	Responses
<ul style="list-style-type: none"> <li>• Would you like to come to my house?</li> <li>• Can you fix the boat for me?</li> <li>• Could you join me?</li> <li>• Will you buy the gasoline for me?</li> <li>• Do you mind to get the box for me?</li> </ul>	<ul style="list-style-type: none"> <li>• Yes of course</li> <li>• Yes, I will</li> <li>• Yes, certainly</li> <li>• Absolutely</li> <li>• I'd love too.</li> <li>• Sorry I can't</li> <li>• I'm very sorry, I can't</li> </ul>

### 5. Vocabularies

Join	Bergabung	Interesting	menarik
Broken	Rusak	Boat	Perahu
Fix	Membetulkan	Place	Tempat
Plan	Merencanakan	Afternoon	siang

### 6. Match the pictures with the dialogues!

 <p>Source: domppavilino.ru</p>	<p>Fadil : Arya, can you help me lift the sofa? Arya : Ok. Certainly.</p>
 <p>Source: domppavilino.ru</p>	<p>Norman : Sir, could you fix my tap water? The plumber : Yes of course I can.</p>

### 7. Task to do.

Make dialogues based on the following situations!

a. Your motorcycle has flat tire. You ask the mechanic to fix it.

.....  
 .....

b. Your trousers were torn. You ask the tailor to sew them.

.....  
 .....

c. Your house roof is leaked. You ask the carpenter to fix your roof.

.....  
 .....

d. You need some stamps. You ask your brother to buy them for you in the post office.

.....  
 .....

e. You can't get the soap in the highest rack. You ask the shop keeper to get it for you.

.....  
 .....

### C. Activity 3: Prohibiting to do something and the responses



Lead-in  
 What do you say when you prohibit someone not to do something?

1. Read and Learn!



Source: koranbernas.id

Mr. Nurdin : Tono come on, we should be hurry! Don't be late.  
 Tono : Yes, Father. I'm ready to go.  
 Mr. Nurdin : Don't forget to bring all your equipment.  
 Tono :Ok father. Don't worry.



Source: sahabatkeluarga.kemdikbud.go.id

Father : Santi, you mustn't be lazy. You will have your examination tomorrow.  
 Santi : Yes, Dad. I'll continue my study this afternoon.  
 Mother : Don't watch the TV too much.  
 Santi : All right, Mom.

2. Pay attention to the conversations above! Learn the sentences in bold style!

- a. Don't be late
- b. Don't forget to bring the equipment.
- c. You mustn't be lazy.
- d. Don't watch the TV too much.

The sentences above are prohibition expression. The expression is used to prohibit someone in doing something.

3. Pay Attention

If you want to give and respond prohibition, you can use the following expressions!

PROHIBITION EXPRESSION

Prohibition Expressions	Responses
<ul style="list-style-type: none"> <li>• Don't go away</li> <li>• You mustn't go away</li> <li>• Don't be lazy</li> <li>• You mustn't be lazy</li> </ul>	<ul style="list-style-type: none"> <li>• Ok</li> <li>• Sure</li> <li>• Of course</li> <li>• Alright</li> <li>• No problem</li> </ul>

4. Vocabularies

Hurry	Buru-buru	Equipment	perlengkapan
Late	Terlambat	Examination	Ujian
Forget	Lupa	Clothes	Pakaian
Worry	Khawatir, cemas	Midday	Tengah hari
Prohibit	Melarang	Noise	Berisik
Spend	Menghabiskan	Bring	membawa

5. Exercises

Observe the following pictures. Make prohibitions expressions based on the pictures!

 Source: en.wikipedia.org	 Source: cpcsigns.com	 Source: clipartXtras.com
Don't smoke. You mustn't smoke here.	..... .....	..... .....
 Source: en.wikipedia.org	 Source: cpcsigns.com	 Source: clipartXtras.com
..... .....	..... .....	..... .....

**6. Task to Do**

Make prohibitions based on the following situations!

- a. Ardi is watching TV for three hours. His mother prohibits him to watch TV. What would Ardi's mother probably say in prohibition expression?
  - Don't watch TV too much, your eyes will be sick!
- b. Mr. Amir prohibits Mona to spend a lot of money to buy clothes. What would Mr. Amir say?  
\_\_\_\_\_
- c. Mrs. Kustini prohibits Mardi to play under the rain. What would Mrs. Kustini say?  
\_\_\_\_\_
- d. Setyo prohibits Cahyo to play his toys. What would Setyo say?  
\_\_\_\_\_
- e. Niken prohibits her little brother to go to the beach at the midday because it's hot. What would Niken say?  
\_\_\_\_\_
- f. Mrs. Nuriyah prohibits Anto to make noise because his little brother is sleeping. What would Mrs. Nuriyah say?  
\_\_\_\_\_

**D. Activity 4: Asking for Permission and the Responses**



Lead-in  
What do you say when you ask someone's permission?

**1. Read and Learn!**



Source: <https://forbesimg.com>

Budi : Mom, May I go camping on the beach with my friends?  
 Mother : When will you go camping?  
 Budi : Saturday evening.  
 Mother : Ok. But be careful  
 Budi : Alright Mom. Thank you  
 Mother : Ok. But be careful  
 Budi : Alright Mom. Thank you

**2. Read**

- a. Who are on the conversation?... and ...
- b. What does Budi say to his mother?.....
- .....
- c. Does his mother permit him?.....

**3. Pay Attention**

When you ask for permission to others you may use the following expressions:

Asking for Permission	Giving permission	Refusing permission
<ul style="list-style-type: none"> <li>• May I use your pen?</li> <li>• Can I go with you?</li> <li>• Do you mind if I come to your house?</li> <li>• Is it okay if I borrow your car?</li> <li>• Could I take a rest now?</li> </ul>	<ul style="list-style-type: none"> <li>• Yes of course</li> <li>• Sure</li> <li>• Ok</li> <li>• Yes, you can</li> <li>• No I don't mind</li> </ul>	<ul style="list-style-type: none"> <li>• I'm sorry you can't</li> <li>• Sorry</li> <li>• No, you don't</li> <li>• No, you can not</li> <li>• Sorry, you aren't permitted</li> <li>• You are not allowed</li> </ul>

**4. Match the permission expressions in column A and their responses in column B.**

Draw a line!

Asking for Permission	Giving permission
<ul style="list-style-type: none"> <li>a. Can I borrow your hat please, it's very hot on the beach.</li> <li>b. Mom, May I swim in the sea?</li> <li>c. Do you mind if I take your seat?</li> <li>d. Is that okay if I drink this water?</li> <li>e. Could I have some food to take into the room?</li> </ul>	<ul style="list-style-type: none"> <li>a. No, you can't. The wave is dangerous.</li> <li>b. It's Okay if you have my seat.</li> <li>c. No, it's not okay. The water is dirty.</li> <li>d. Yes, you can.</li> <li>e. Yes, here you are.</li> </ul>

**5. Task to Do**

Make the permission expressions and the response based on the situations below:

- a. You ask your mother permission to allow you to go to the movie with Angga. But your mother doesn't give you permission.

.....  
.....

- b. Ahmad asks the security permission to enter the director office. The security doesn't give Ahmad permission because the director is in a meeting.

.....  
.....

- c. Novi asks her teacher permission to go to the bathroom. Her teacher gives her permission.

.....  
.....

- d. Dewi asks her husband permission to buy a new sofa. The old one is broken. Her husband agrees with Dewi's plan to buy a new sofa.

.....  
.....

- e. Noval asks her father permission to play futsal in the stadium. His father doesn't allow him to play futsal because Noval is still in his recovery from his broken leg.

.....  
.....

**UNIT 2 COME AND JOIN US**



<b>Comprehending about the invitation and greeting cards</b>
<b>Practice to construct the invitation and greeting cards</b>
<b>Character building:</b> Politeness, confidence, cooperate communicative

# LEARNING ACTIVITIES

## A. Activity 1: Writing an invitation card



Lead-in  
Have you ever send an invitation card?

### 1. Read and Learn!



Source: [www.canva.com](http://www.canva.com)

Who has the party? .....

How old is Olivia? .....

What party will be held? .....

When the party will be held? .....

Where the party will be held? .....



Source: [www.canva.com](http://www.canva.com)

What invitation is it? .....

When is the invitation? .....

Where the event will be held? .....

### 2. Pay Attention

Invitation card use for many occasions such follow:

- |                       |                  |
|-----------------------|------------------|
| • Birthday            | • Graduation     |
| • Wedding             | • Circumcision   |
| • Engagement          | • Retiring       |
| • Holiday             | • Bridal shower  |
| • Move to a new house | • Baby shower    |
| • New born baby       | • Grand opening  |
| • New year            | • Farewell Party |

Before making an invitation, you may check the contents, such as :

- What kind of party it is?
- Who invites the party?
- When will the party be held?
- Where will the party be held?
- Is there special request; dress code, colour, gift, door prize, potluck

3. Match the invitation cards with the occasions. Draw the line!

 <p>IT'S A GIRL AMELIE JOHNSON BORN ON MAY 21, 20xx AT 10:06 PM 7 POUNDS . 8 OUNCES AND 22 INCHES with love, Eliza &amp; John</p> <p>Source: <a href="http://invitations4u.com">invitations4u.com</a></p>	<p><b>Chinese New Year</b></p>
 <p>Bridal Shower FOR ISABELLA WILLIAMSON BRIDAL SHOWER TO BE HELD WITH THE LEMON PINK AND CORAL COLORS. PLEASE RSVP TO ISABELLA WILLIAMSON RSVP BY JANUARY 15TH to Isabel@SparkBridal.com</p> <p>Source: <a href="http://pinterest.com">pinterest.com</a></p>	<p><b>Move to a new house</b></p>
 <p>HOUSEWARMING PARTY Saturday, June 15th at 6pm 123 Main Street / Santa Monica, CA</p> <p>Source: <a href="http://sampleinvitationss123.com">sampleinvitationss123.com</a></p>	<p><b>Bridal Shower Party</b></p>
 <p>123RF</p> <p>Source: <a href="http://123rf.com">123rf.com</a></p>	<p><b>New born baby party</b></p>

4. Exercises

Complete the cards below use the suitable words or phrases

Dear ..... (1)  
I Would like (2) ..... you  
to my (3) .....  
The party is on (4) ..... at ..... (5)  
Dress code (6) .....

**Birthday party - black and white - Havana  
Restaurant - June 12th 07.00 PM - Agus - invite**

Come and (1) ..... us  
in our (2) ..... party  
We will held the party on (3) .....  
Come to (4) .....  
(5) ..... floral  
Don't miss it  
(6) .....,  
Anita

**Beach - dress code - Kayangan Beach -  
Saturday,07.00 PM - love - join**

5. Vocabularies

Birthday	Ulang tahun	Wedding	Pernikahan
Engagement	Pertunangan	Holiday	Liburan
Move to a new house	Pindahan rumah	New born baby	Kelahiran bayi
New year	Tahun baru	Graduation	Lulusan
Circumcision	Khitanan	Retiring	Pension
Bridal shower	Selamatan menjelang pernikahan (Jawa midodareni)	Baby shower	Selamatan kehamilan (Jawa 7 bulanan/mitoni)
Grand opening	Pembukaan (rumah makan, toko)	Farewell party	Perpisahan
Potluck	Pesta seadanya	Dress code	Pakaian/seragam

## 6. Task to Do

Make your own invitation card based on the situation below! Make 5 sentences each card!




 <p>Source: freepik.com</p>	<p>.....</p> <p>.....</p> <p>.....</p> <p>.....</p> <p>.....</p>
 <p>Source: Source: 123rf.com</p>	<p>.....</p> <p>.....</p> <p>.....</p> <p>.....</p> <p>.....</p>
 <p>Source: pinterest.com</p>	<p>.....</p> <p>.....</p> <p>.....</p> <p>.....</p> <p>.....</p>
 <p>Source: istockphoto.com</p>	<p>.....</p> <p>.....</p> <p>.....</p> <p>.....</p> <p>.....</p>

## B. Activity 2: Writing a greeting card



Lead-in  
Have you ever written a greeting card?

### 1. Read and Learn!

 <p>Source: canstockphoto.com</p>	<p>Dear Annisa, Happy Ramadhan Kareem. Wish you healthy and strength to have fasting. May Allah always bless you. Amen.</p> <p>Love, Alifa</p>
 <p>Source: holidaycard.com</p>	<p>Dear Ani,</p> <p>Happy birthday to you, wish you all the best in the world. Full of joy and happiness.</p> <p>Love, Intan</p>
 <p>Source: pinterest.com</p>	<p>Dear Ms. Ayu Thank you for being my wonderful teacher. I'm very happy to have you as my teacher. Good luck and best for you.</p> <p>Love, Mia</p>

### 2. Pay Attention

Greeting card is a card for greeting someone contains of supporting sentences, prayers, and hopes.

Greeting	Occasion
<ul style="list-style-type: none"> <li>Happy birthday</li> <li>Good Luck</li> <li>Best wishes</li> <li>Congratulations</li> <li>Thank you</li> <li>Bon voyage</li> <li>Happy wedding</li> <li>Happy for your baby</li> <li>Get well soon</li> <li>etc</li> </ul>	<ul style="list-style-type: none"> <li>Birthday</li> <li>Wedding</li> <li>Graduation</li> <li>New job</li> <li>New house</li> <li>New born baby</li> <li>Grand opening</li> <li>Retiring</li> <li>Farewell</li> <li>etc</li> </ul>

3. Match the greeting on each card (Column A) with its occasion (Column B). Draw a line

Greeting	Occasion
a. Happy wedding day. Great couple ever. Wish you happily ever after. b. Congratulation for your graduation. Be success more and more. c. Thank you for being a great mother. May happiness is always with you. d. Good luck. Hope you enjoy the new job. e. Happy retirement. Enjoy the spare time with joy and happiness.	a. Retirement b. Graduation Day c. Wedding Day d. Farewell party e. Mother's Day

4. Vocabularies

Good luck	Semoga berhasil	Best wishes	Doa terbaik
Bon voyage	Selamat jalan	Congratulation	Selamat
Happy wedding	Selamat menempuh hidup baru	Retiring	pensiun

5. Task to Do

Write your greeting cards in your own words based on the occasions below

 <p>Source: tes.com</p>	..... ..... ..... ..... .....
--	---

 <p>Source: <a href="https://www.techicy.com">https://www.techicy.com</a></p>	..... ..... ..... ..... .....
 <p>Source: <a href="http://wcmanual.com">wcmanual.com</a></p>	..... ..... ..... ..... .....

## GRAMMAR ZONE

Pada modul ini Grammar Zone yang diperkenalkan adalah Kalimat Imperative. Berikut beberapa penjelasan terkait dengan kalimat Imperative.

### The Imperatives

#### A. Kegunaan Imperative

Imperatives digunakan untuk membentuk kalimat perintah. Untuk membentuknya digunakan verba dasar (Verb I).

Ada dua jenis imperative yaitu;

- Positive Imperative; biasanya digunakan untuk menginstruksikan. Contoh:
  - Speak up!
  - Close the window!
  - Break the glass!
- Negative Imperative; biasanya digunakan untuk melarang. Contoh:
  - Don't speak!



- Don't close the window!
- Don't break the glass

## B. Fungsi Imperatives

Fungsi Imperative antara lain:

1. Perintah Langsung; Come in, sit down
2. Instruksi (instruction); open your book, take the pills
3. Mengundang; Come here, come in, come on.
4. Papan tanda: Don't enter, keep clean, Keep the grass
5. Nasihat; Tell how is your feeling, listen to me

## SUMMARY

The summary of the module can be written as follows:

### 1. Unit 1

Unit 1 consists of four activities, those are;

- a. Instructions and responses. Such expressions to give instructions, for examples:
  - Open the door please
  - Clean the house.
  - You must study hard.
- b. Asking to do something and responses. Such expressions to ask to do something, for examples:
  - Would you like to go to the beach?
  - Can you help me fix the boat?
  - Could you help me lift the box on the boat?
  - Will you replace the gas for me?
- c. Prohibiting to do something and responses. Such expressions to prohibit someone, for examples:
  - Don't go anywhere
  - You mustn't smoke here

d. Asking for permissions. Such expressions to ask permissions, for examples:

- Can I borrow your car?
- May I join you to the party?
- Is it okay if I use your bicycle?
- Do you mind if I borrow your money?

2. Unit 2 consists of two activities, those are:

a. Invitation card; to invite someone

For examples; birthday party, wedding party, graduation, grand opening, move to new house, new born baby, farewell party, etc.

b. Greeting card; to greet someone and give support, wishes and prayers.

For examples; birthday, wedding, graduation, new job, new position, teacher's day, mother's day, championship, etc.

## EVALUATION

### A. Choose the correct answer!

1. Look at the picture. What would the father probably tell to his daughter?
  - a. Open the door, please
  - b. Clean the table, please.
  - c. Sweep the floor, please.
  - d. Sweep the roof, please.
2. Complete the following dialogue!
 

Mrs. Amalia : The blackboard is dirty. ... .., please.

Ajeng : Yes, madam.

  - a. Sweep it, please.
  - b. Clean it, please.
  - c. Push it, please.
  - d. Dry it, please.



Source: www.shutterstock.com

3. Ali : It's so hot today. ....

Aji : I'm so sorry, the fan is broken.

- a. Would you please switch off the fan?
- b. Can you fix the fan, please!
- c. Can you switch the fan on?
- d. Will you buy the fan, please?

4. Look at the sign. What is the best sentence for the sign below!

- a. Don't cross the street.
- b. You mustn't pass the street.
- c. Don't play in this street.
- d. You mustn't park here.



Source: cpcsigns.com

5. Mother : Your grandfather is sleeping. ....

Anton : Yes, Mom. Sorry.

- a. Don't be lazy
- b. Don't be noisy
- c. Don't be crazy
- d. Don't be late

6. Isma : Mom .....

Mother : Yes, you can. Please at home at 9.00 pm.

- a. May I go to the school exhibition tonight, Mom?
- b. Can I do the homework, Mom?
- c. May I buy a new dress, Mom?
- d. Can I have a school examination, Mom?

7. Complete the invitation card below!

- a. Anita – wedding party – June 1st – 19.00 – Cakra House
- b. Cakra House – Anit — June 1st – 19.00 — wedding party
- c. June 1st Anita – wedding party — Cakra House - 19.00
- d. wedding party – June 1st – Anita – 19.00 – Cakra House



Source: cpcsigns.com

8. What is probably the invitation card below for?

- a. Wedding party
- b. Birthday party
- c. Soft opening party
- d. Graduation party



Source: dreamstime.com

9. Complete the greeting card below!

<p>Dear Ayu</p> <p>Happy 17th ___ to you.</p> <p>All the best ___ for you.</p> <p>May you always be ___.</p> <p>Love,</p> <p>Sitha</p>	
--	--

- a. Wishes – birthday – happy
- b. Happy – birthday – wishes
- c. Happy – wishes – birthday
- d. Birthday – wishes – happy

10. What is the greeting card below probably for?

	<ul style="list-style-type: none"> <li>a. Ramadhan Kareem</li> <li>b. Eid Mubarak</li> <li>c. Eid Al-Adha</li> <li>d. Prophets Birthday</li> </ul>
--	--

Source: archiesonline.com

**B. Answer the questions briefly!**

1. The door's key is broken. .... please.
2. Look at the sign! What's the best prohibition sentence for the sign below!

 <p>Source: seton.com</p>	<p>.....</p> <p>.....</p> <p>.....</p> <p>.....</p>
--	---

3. Amir : Can I borrow the motorcycle, please?  
Father : .....

4. Write your invitation card based on the picture below!

 <p>Source: vastuonminun.info</p>	<p>.....</p> <p>.....</p> <p>.....</p> <p>.....</p>
---	---

5. Write your greeting card based on the picture below!

 <p>Source: http://shutterstock.com</p>	<p>.....</p> <p>.....</p> <p>.....</p> <p>.....</p>
--	---

## COMPLETENESS CRITERIA

Now you have finished learning Module 6 of Easy English for Package B. You will pass the criteria of this module when you get 75 scores of the evaluation and get 75 for the task.

Now try to do the evaluation of this module. Try your best and pass the criteria! Good luck!

Sekarang Anda telah selesai mempelajari Modul 6 Easy English untuk Paket B. Anda dinyatakan lulus dari modul 6 ini apabila memperoleh skor minimal 75 untuk evaluasi dan memperoleh nilai 75 untuk penugasan. Sekarang kerjakan soal evaluasi untuk modul 6. Kerjakan sebaik-baiknya agar melampaui kriteria. minimal. Selamat bekerja!

## ADDITIONAL RESOURCES

Bacalah sumber lain untuk memperkaya pengetahuan pada modul ini, seperti:

- Buku Bahasa Inggris untuk SMP
- Basic English Grammar
- <https://www.youtube.com/watch?v=15Q5rxKJhRU> (link untuk kalimat imperative)

## RUBRIK PENILAIAN

### A. PENILAIAN SIKAP

1. Teknik Penilaian : Observasi

2. Instruksi :

- a. Instrumen ini adalah instrument observasi.
- b. Instrumen ini diisi oleh tutor yang mengajar mata pelajaran Bahasa Inggris.
- c. Berdasarkan hasil observasi, berilah penilaian pada peserta didik terkait aspek sikap dengan memberikan skor 4,3,2 atau 1. Kriteria penilaian adalah sebagai berikut:
  - 1) Skor 4 diberikan apabila peserta didik SELALU menunjukkan SIKAP dan PERILAKU baik.
  - 2) Skor 3 diberikan apabila peserta didik SERING menunjukkan SIKAP dan PERILAKU baik.
  - 3) Skor 2 diberikan apabila peserta didik KADANG-KADANG menunjukkan SIKAP dan PERILAKU baik.
  - 4) Skor 1 diberikan apabila peserta didik JARANG/TIDAK PERNAH menunjukkan SIKAP dan PERILAKU baik.

3. Lembar Pengamatan

#### LEMBAR PENGAMATAN

Nama Peserta Didik : .....

Tingkat/Semester : .....

- Karakter yang dinilai :
1. Disiplin
  2. Kejujuran
  3. Kesopanan
  4. Komunikatif
  5. Percaya diri
  6. Kerjasama
  7. Religius
  8. Tanggungjawab

NO	PERNYATAAN	SKOR			
		4	3	2	1
1	Peserta didik mengumpulkan tugas tepat waktu.				
2	Peserta didik mengerjakan tugas mandiri dengan tidak mencontek pekerjaan rekan yang lain.				
3	Peserta didik menunjukkan sikap sopan dan menghargai tutor.				
4	Peserta didik melakukan komunikasi secara aktif dengan cara yang baik dan sopan terhadap tutor.				
5	Peserta didik menunjukkan sikap percaya diri, tetapi tidak angkuh dalam mengerjakan tugas mandiri maupun kelompok.				
6	Peserta didik menunjukkan kerjasama yang baik dengan rekan yang lain dalam mengerjakan tugas kelompok.				
7	Peserta didik menunjukkan perilaku taat beragama, menjalankan ibadah sesuai dengan ajaran agamanya.				
8	Peserta didik menunjukkan tanggungjawab dalam melaksanakan tugas pribadi maupun kelompok tanpa mengeluh dan mengerjakan secara bersungguhsungguh.				

### CATATAN PENSKORAN:

1. Nilai skor maksimal = 32

$$2. \text{ Nilai diperoleh} = \frac{\text{Skor yang diperoleh}}{\text{Skor Maksimal}} \times 100 \rightarrow \frac{X}{32} \times 100$$

3. Contoh

Skor yang diperoleh = 28

$$\text{Nilai yang diperoleh} = \frac{28}{32} \times 100 = 87,5$$

## B. PENILAIAN PENGETAHUAN DAN KETERAMPILAN

### 1. Teknik Penilaian : Penugasan

### 2. Instruksi :

- Penilaian ini dilakukan oleh tutor dengan cara mengevaluasi hasil pekerjaan peserta didik berdasarkan tugas-tugas yang diberikan.
- Nilai maksimal untuk masing-masing tugas adalah 100.
- Selanjutnya setiap nilai tugas pada modul ini dijumlah dan diambil nilai rata-rata penugasan.
- Contoh

Jumlah tugas pada unit 1 sebanyak 10 tugas. Rata-rata nilai diambilkan dari:

$$\frac{\text{Jumlah nilai keseluruhan}}{10} = \text{NILAI RERATA} \rightarrow \frac{850}{10} = 85$$

### 3. Rubrik Penilaian Unit 1

Jumlah penugasan pada Unit 1 adalah 13. Rincian tugas tersebut dapat dilihat sebagai berikut:

#### a. Activity 1 Tugas No. 2 (answer the questions)

Tugas	No. Tugas	Kunci Jawaban	Skor
Conversation 1	1.	Robby and Lia	10
	2.	They are on the beach	10
	3.	They are playing on the sand	10
	4.	Lia	10
	5.	Yes, he did	10
Conversation 2	1.	Doni and Lusi	10
	2.	They are in the cafeteria	10
	3.	He asked Lusi to sit down	10
	4.	No she doesn't	10
	5.	To take away a cup of iced tea	10
<b>JUMLAH SKOR TERTINGGI</b>			<b>100</b>

#### b. Activity 1 Tugas No. 5 (arrange the sentences into a good order)

Urutan Jawaban	Skor maksimal	Uraian pemberian nilai:
1. Kalimat c	100	Nilai 100 diberikan apabila mengurutkan 5 kalimat dengan benar.
2. Kalimat b		Nilai 80 diberikan apabila mengurutkan 4 kalimat dengan benar.
3. Kalimat e		Nilai 60 diberikan apabila mengurutkan 3 kalimat dengan benar.
4. Kalimat d		Nilai 40 diberikan apabila mengurutkan 2 kalimat dengan benar.
5. Kalimat a		Nilai 20 diberikan apabila mengurutkan 1 kalimat dengan benar.

#### c. Activity 1 Tugas No. 7 (exercises)

No. soal	Jawaban	Skor
1	Open	10
2	Put	10
3	Turn right	10
4	Buy	10
5	Boil	10
6	Come	10
7	Give	10
8	Take	10
9	Wash	10
10	Close	10
<b>Total nilai</b>		<b>100</b>

d. Activity 1 Tugas No. 8 (task to do)

No. soal	Jawaban	Skor	Keterangan
1	Budi (boleh nama lain), buy the gasoline on the gas station.	35	Nilai tertinggi diberikan apabila peserta didik mampu membuat kalimat sesuai jawaban tersebut.
2	Budi, replace the gas stove please.	35	
3	Budi, replace the lamp on the kitchen.	30	
<b>TOTAL</b>		<b>100</b>	

e. Activity 2 Tugas No. 2 (answer the questions)

No	Jawaban	Skor
1	Darma and Putra	35
2	Darma	30
3	Yes, he does.	35
<b>Total nilai</b>		<b>100</b>

f. Activity 2 Tugas No. 3 (complete the dialogue)

No	Jawaban	Skor
1	Lukman are you free this afternoon?	35
2	My boat is broken. I'll fix it. Would you like to help me fix the boat?	35
3	Ok, thanks Lukman	30
<b>TOTAL</b>		<b>100</b>

g. Activity 2 Tugas No. 6 (match the pictures)

No	Jawaban	Skor
1	Picture 1 untuk kalimat kedua	50
2	Picture 2 untuk kalimat pertama	50
<b>TOTAL</b>		<b>100</b>

h. Activity 2 Tugas No. 7 (task to do)

No. soal	Jawaban	Skor	Keterangan
1	Can you fix the flat tire of my motorcycle, please?	20	Nilai tertinggi diberikan apabila peserta didik mampu membuat kalimat sesuai jawaban tersebut.
2	Would you please sew my trousers, please?	20	
3	Can you fix the roof, please?	20	
4	Would you buy some stamps in the post office, please/	20	
5	Can you get the soap on the rack, please?	20	
<b>TOTAL</b>		<b>100</b>	

i. Activity 3 Tugas No. 5 (exercises)

No. soal	Jawaban	Skor	Keterangan
1	Don't turn left. You mustn't turn left	20	Nilai tertinggi diberikan apabila peserta didik mampu membuat kalimat sesuai jawaban tersebut.
2	Don't be noisy. You mustn't be noisy	20	
3	Don't take the pictures You mustn't take the pictures	20	
4	Don't park here You mustn't park here.	20	
5	Don't use your mobile phone. You mustn't use your mobile phone.	20	
<b>TOTAL</b>		<b>100</b>	

j. Activity 3 Tugas No. 6 (task to do)

No. soal	Jawaban	Skor	Keterangan
1	Don't spend too much money on clothes. You should save it.	20	Nilai tertinggi diberikan apabila peserta didik mampu membuat kalimat sesuai jawaban tersebut.
2	Don't play football in the rain. You can be sick	20	
3	Don't play my toys. They are broken	20	
4	Don't go to the beach at midday. It's too hot	20	
5	Don't be noisy. Your brother is sleeping.	20	
<b>TOTAL</b>		<b>100</b>	

k. Activity 4 Tugas No. 2 (answer the questions)

No	Jawaban	Skor	Keterangan
1	Budi and his mother	30	Nilai tertinggi diberikan apabila peserta didik mampu membuat kalimat sesuai jawaban tersebut.
2	He asks permission to his mother to go camping	40	
3	Yes she does.	30	
<b>TOTAL</b>		<b>100</b>	

l. Activity 4 Tugas No. 4 (match the expression)

No. soal	Jawaban	Skor	Keterangan
1	Yes, here you are	20	Nilai tertinggi diberikan apabila peserta didik mampu membuat kalimat sesuai jawaban tersebut.
2	No, you can't the wave is dangerous	20	
3	It's ok if you have my seat.	20	
4	No, it isn't okay. The water is dirty.	20	
5	Yes, you can	20	
<b>TOTAL</b>		<b>100</b>	

m. Activity

No. soal	Jawaban	Skor
1	Me : Can I go to the movie with Angga, Mom? Mother : No, you can't. You have some home works to do.\	20
2	Ahmad : Can I meet the director in his office, please? Security : Sorry, you can't. The director is in a meeting.	20
3	Novi : Can I got the bathroom, Miss? Teacher : Yes, you can.	20
4	Dewi : Can we buy a new sofa? Husband : Yes, we can. The old one is broken.	20
5	Noval : Can I play futsal in the stadium, Dad? Father : No, you can't. Your leg is still in recovery.	20
<b>Total Nilai</b>		<b>100</b>
CATATAN: Skor maksimal diberikan apabila peserta didik mampu membuat kalimat dengan pola sejenis. Peserta didik diperbolehkan menggunakan pilihan kata yang lain asalkan maksud dan tujuannya sama.		

4. Rubrik Penilaian Unit 2

Jumlah penugasan pada Unit 2 adalah 6. Rincian tugas tersebut dapat dilihat sebagai berikut:

a. Activity 1 tugas No. 1 (answer the questions)

No. soal	Jawaban	Skor
1	Olivia	10
2	Twenty one years old	10
3	Birthday party	10
4	On Saturday January 27th 2019 at 07.00 pm	20
5	Marton's Hotel	10
6	Kinder Culmination	10
7	Monday, May 18th 2012 at 3.00 pm	20
8	School auditorium	10
<b>TOTAL</b>		<b>100</b>

b. Activity 1 Tugas No. 2 (match the invitation cards)

No. soal	Jawaban	Skor
1	Pic 1 → new born baby party	25
2	Pic 2 → bridal shower part	25
3	Pic 3 → move to a new house	25
4	Pic 4 → Chinese New Year	25
<b>TOTAL</b>		<b>100</b>

c. Activity 1 Tugas No. 4 (exercises)

No. soal	TUGAS	JAWABAN	Skor
1	Invitation Card 1	Agus	8
2		Invite	8
3		Birthday party	8
4		June 12th 07.00 pm	10
5		Havana Restaurant	8
6		Black and white	10
1	Invitation Card 2	Join	8
2		Beach party	8
3		Saturday, 07.00 pm	10
4		Kayangan beach	8
5		Dress code	10
6		Love	8
<b>TOTAL</b>			<b>100</b>

d. Activity 1 Tugas No. 6 (task to do)

No. soal	Jawaban	Skor
1	Dear Anton, We invite you to our groceries grand opening. Saturday, 11th October 2018 at Kintamani Restaurant. With my pleasure Rita and Rudi	25

2	Dear Anna, I invite you to my tea party Monday, 4th January 2018 in my house at 04.00 pm Love, Miska	25
3	Dear Putra, I invite you to my retirement party. Friday, 13th June 2017 in my house at 07.00 PM Love, Ahmad	25
4	Dear Umar, I invite you to my birthday party. Sunday, 12th April 2018 in Jozz café at 08.00 PM Dress code pink Love. Mutia	25
<b>TOTAL</b>		<b>100</b>
<b>CATATAN:</b> Peserta didik dapat membuat invitation dengan kalimat sejenis. Tetapi maksud dan tujuan sama.		

e. Activity 2 Tugas No. 3 (Match the greeting cards)

No. soal	Jawaban	Skor
1	Sentence 1 → Wedding day	20
2	Sentence 2 → Graduation day	20
3	Sentence 3 → Mother's day	20
4	Sentence 4 → Farewell Party	20
5	Sentence 5 → retirement	20
<b>TOTAL NILAI</b>		<b>100</b>



f. Activity 2 Tugas No. 5 (Task to do)

No. soal	Jawaban	Skor
1	Dear Mr. Ahmad Happy teacher's day for you. You are our favourite teacher we ever have. Hope you have great career and be successful always.  Love, Amir and Umar	35
2	Dear Samita Happy new year to you and your family. Hope you are healthier and happier in the new year.  Love always, Afiqa	30
3	Dear Murni I heard that you are sick in hospital now. Hope you get well soon. Keep spirit and be healthy.  Love, Tracy	35
<b>TOTAL NILAI</b>		<b>100</b>
<b>CATATAN:</b> Peserta didik dapat membuat ucapan selamat dengan kalimat sejenis. Tetapi maksud dan tujuan sama.		

### C. PENILAIAN EVALUASI

1. Teknik penilaian : Tes
2. Instruksi :
  - a. Penilaian evaluasi menggunakan soal evaluasi yang terdiri atas 10 soal pilihan ganda dan 5 soal uraian (essay).
  - b. Peserta didik diharapkan mengerjakan keseluruhan soal dan menyerahkan hasilnya pada tutor.
  - c. Skor untuk pilihan ganda adalah BENAR nilai 1 dan SALAH nilai 0.
  - d. Skor untuk soal uraian adalah rentang antara 0 – 2

e. Nilai yang diperoleh untuk evaluasi adalah:

(Jumlah Skor Pilihan Ganda + Jumlah skor essay) x 5

Contoh:

Skor Pilhan Ganda = 7

Skor Soal Essay = 6

Nilai yang diperoleh = (7+6) x 5 = 65

### 3. Rubrik Evaluasi

Jenis Tes	No Soal	Kunci Jawaban	Skor	Keterangan
Pilihan ganda	1	C	1	Salah nilai 0
	2	B	1	
	3	C	1	
	4	D	1	
	5	B	1	
	6	A	1	
	7	A	1	
	8	C	1	
	9	D	1	
	10	B	1	
Uraian	1	Can you fix it? Atau Will you fix it? Atau Would you like to fix it?	2	Rentang nilai antara 0 – 2. Skor 2 diberikan jika menjawab sempurna di antara pilihan jawaban.
	2	You can't turn back left atau Don't turn back left atau You aren't allowed to turn back left.	2	Rentang nilai antara 0 – 2. Skor 2 diberikan jika menjawab sempurna di antara pilihan jawaban.

	3.	No you can't	2	Rentang nilai antara 0 – 2. Skor 2 diberikan jika menjawab sempurna.
	4	Jawaban mengandung unsur: a. Siapa yang mengundang b. Siapa yang diundang c. Waktu d. Tempat e. Acara	2	Rentang nilai antara 0 – 2. Skor 2 diberikan jika menjawab sempurna dan mengandung kelima unsur.
	5	Jawaban mengandung unsur: a. Siapa yang diberi kartu ucapan b. Siapa yang membeber ucapan. c. Isi ucapan d. Jenis ucapan (acara atau peristiwa)		Rentang nilai antara 0 – 2. Skor 2 diberikan jika menjawab sempurna dan mengandung keempat unsur.

$$\begin{aligned}
 \text{Nilai sikap} &= 87,5 \\
 \text{Nilai Pengetahuan dan keterampilan} &= 85 \\
 \text{Nilai Evaluasi} &= 65 \\
 \text{Nilai gabungan} &= (30\% \times 87,5) + (40\% \times 85) + (30\% \times 65) \\
 &= 26,25 + 34 + 19,5 \\
 &= 79,75
 \end{aligned}$$

#### D. PENILAIAN GABUNGAN

1. Penilaian gabungan adalah rerata antara nilai sikap, pengetahuan dan keterampilan dan soal evaluasi
2. Pemberian nilai gabungan dilakukan dengan kriteria sebagai berikut:
  - a. Jumlah nilai Sikap memiliki bobot 30%.
  - b. Jumlah nilai pengetahuan dan keterampilan memiliki bobot 40%.
  - c. Jumlah nilai evaluasi memiliki bobot 30%.
  - d. Penggabungan nilai dilakukan dengan cara sebagai berikut:  

$$\text{NILAI MODUL} = (\text{nilai sikap} \times 30\%) + (\text{Nilai pengetahuan dan keterampilan} \times 40\%) + (\text{nilai evaluasi} \times 30\%)$$
  - e. Contoh:



## Daftar Pustaka

Achmad Fanani. 2014. Basic English Grammar. Jogjakarta: Literindo  
Sholeh, M. Badrus. 2018. Headline English 2. Bandung: Srikandi Empat Widya  
Utama

### Sumber gambar:

[www.vectorstock.com](http://www.vectorstock.com)  
[www.dreamstime.com](http://www.dreamstime.com)  
[www.istockphoto.com](http://www.istockphoto.com)  
[www.canstockphoto.com](http://www.canstockphoto.com)  
[www.clipartmag.com](http://www.clipartmag.com)  
[www.learningenglishkids.britiscouncil.org](http://www.learningenglishkids.britiscouncil.org)  
[www.youtube.com](http://www.youtube.com)  
[www.yogadeagan.deviantart.com](http://www.yogadeagan.deviantart.com)  
[www.camp.valino.ru](http://www.camp.valino.ru)  
[www.beritamalukuonline.com](http://www.beritamalukuonline.com)  
[www.sahabatkeluarga.kemdikbud.go.id](http://www.sahabatkeluarga.kemdikbud.go.id)  
[www.enwikipedia.org](http://www.enwikipedia.org)  
[www.spcsigns.com](http://www.spcsigns.com)  
[www.clipartXtras.com](http://www.clipartXtras.com)  
[www.brilio.net](http://www.brilio.net)  
[www.hipwee.com](http://www.hipwee.com)  
[www.canva.com](http://www.canva.com)  
[www.warrentstocks.com](http://www.warrentstocks.com)  
[www.invitations4u.com](http://www.invitations4u.com)  
[www.pinterest.com](http://www.pinterest.com)  
[www.sampleinvitation123.com](http://www.sampleinvitation123.com)  
[www.123rtf.com](http://www.123rtf.com)  
[www.freepix.com](http://www.freepix.com)

[www.holidaycard.com](http://www.holidaycard.com)  
[www.tes.com](http://www.tes.com)  
[www.vecteezy.com](http://www.vecteezy.com)  
[www.wcmanual.com](http://www.wcmanual.com)  
[www.shutterstock.com](http://www.shutterstock.com)  
[www.seton.com](http://www.seton.com)  
[www.istock.com](http://www.istock.com)  
[www.archivesonline.com](http://www.archivesonline.com)

